




# KINGSLEY – BATE

Fine Garden Furniture

## ASSEMBLY INSTRUCTIONS FOR ST-05/10



### STEP-I

Carefully lift the LEG ASSEMBLY as shown in the photograph. Fit opposing dowel rod into position as shown and lock the LEG ASSEMBLY into place.

IF YOU HAVE ANY QUESTIONS REGARDING THE ASSEMBLY OF YOUR KINGSLEY-BATE FURNITURE, PLEASE CONTACT THE KINGSLEY-BATE DEALER NEAREST TO YOU OR KINGSLEY-BATE DIRECTLY. WE THANK YOU FOR CHOOSING OUR FURNITURE.

*\* KINGSLEY-BATE WILL NOT TAKE RESPONSIBILITY FOR DAMAGE  
IF THESE INSTRUCTIONS ARE NOT FOLLOWED PROPERLY.*