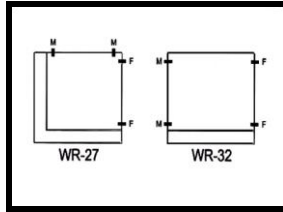



# KINGSLEY-BATE



Fine Garden Furniture

## ASSEMBLY INSTRUCTIONS FOR THE SH-27/31/32







Remember to install straps so the locking ends face their matching ports (female end to male end).

### Female & Male strap







#### STEP-I

Turn the Sag Harbor Sectional Unit upside down. Enter the strap end using a Screwdriver or similar tool to carefully open a small gap that allows strap to enter.






#### STEP-II

Place the buckle as shown in the photo. Find a suitable space to take the strap end around a frame tube. Run the strap end through the center slot in the buckle and out the remaining slot opening.



#### STEP-III

Pull the buckle tight around the pipe, check the clamp on the outside top of seat is aligned and lock the Strap in the buckle. Repeat this process with the number of straps you want to use – and turn the unit around.



#### **STEP-IV**

Fasten the male-female ends, tighten the strap and they are ready to use.

**NOTE: USE OF THE STRAPS IS COMPLETELY OPTIONAL. THE WEIGHT OF THE PRODUCT IS SUFFICIENT TO KEEP IN PLACE.**

**IF YOU HAVE ANY QUESTIONS REGARDING THE ASSEMBLY OF YOUR KINGSLEY-BATE FURNITURE, PLEASE CONTACT THE KINGSLEY-BATE DEALER NEAREST TO YOU OR KINGSLEY-BATE DIRECTLY. WE THANK YOU FOR CHOOSING OUR FURNITURE.**

*\*KINGSLEY-BATE WILL NOT TAKE RESPONSIBILITY FOR DAMAGE IF THESE INSTRUCTIONS ARE NOT FOLLOWED PROPERLY.*

7200 Gateway Court, Manassas, Virginia 20109  
Phone: 703-361-7000, Fax: 703-361-7001