


KINGSLEY BATE

Fine Garden Furniture


ASSEMBLY INSTRUCTIONS FOR THE GV-20




LEG ASSEMBLY




TABLE TOP



LEG ASSEMBLY



LEG STRETCHER



***NOTE**



A TENON

B MORTISE HOLE

STEP-I

Unpack, inspect and lay the parts on a clean, flat, soft surface to avoid marring the wood.

NOTE: During assembly of the furniture please match all joints with the corresponding letters or numbers stamped on the furniture.



STEP-II

Gently lay the LEG ASSEMBLY with the stamps near the mortise holes on a clean, flat surface. Fit the LEG STRETCHERS into the LEG ASSEMBLY mortise holes as shown in the assembly photographs. If necessary, gently rock the parts while pushing the tenons into the mortise holes until all joints fit snugly together. Flip assembly to one side and dowel as shown in the photographs. Flip assembly to other side and dowel remaining assembly into place.



STEP-III

Carefully lay the TABLE TOP on a flat, smooth surface and fit the LEG ASSEMBLY mortise holes onto the TABLE TOP tenons as shown in the assembly photograph (matching stamped letters or numbers as before). Joints are meant to be tight, use of a rubber mallet may be necessary. Insert the knock down bolts and secure with a proper hand held screwdriver. Gently rotate table to one side and hammer dowels into place as shown in the photographs. Rotate table to opposite side and repeat process. Use the sanding block between the hammer and the dowels for the last few blows to prevent marring of the wood. DO NOT FORCE DOWELS; ANY PROTRUDING DOWEL CAN EASILY BE SANDED DOWN.

IF YOU HAVE ANY QUESTIONS REGARDING THE ASSEMBLY OF YOUR KINGSLEY BATE FURNITURE, PLEASE CONTACT KINGSLEY BATE CUSTOMER SERVICE AT 703-361-7000. WE THANK YOU FOR CHOOSING OUR FURNITURE.

**** KINGSLEY-BATE WILL NOT TAKE RESPONSIBILITY FOR DAMAGE
IF THESE INSTRUCTIONS ARE NOT FOLLOWED PROPERLY****

7200 Gateway Court, Manassas, Virginia 20109
Phone: 703-361-7000, Fax: 703-361-7001