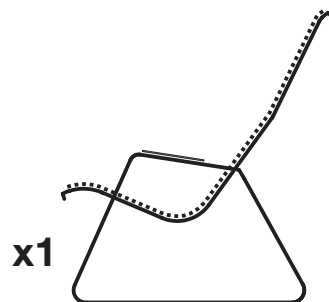
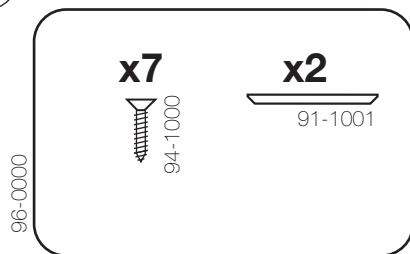
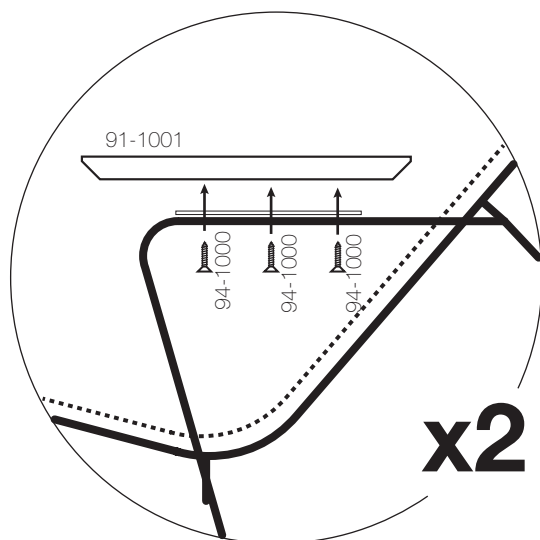


1



2



Bamboo treatment

The bamboo on your chair are treated with a special impregnation from the factory.

To keep the chair nice it is necessary to treat the bamboo on a regularly basis with oil suitable for bamboo.

We recommend you to oil the armrest before taking the chair into use, and again after approx. 4 weeks, then as needed (3 – 4 times a year)

Fungi can attack all wooden furniture that is placed outside. Once fungi have attacked the bamboo it is possible to clean it by sanding the bamboo down with sand paper and applying oil again.

It is very important that you do not oil the bamboo if there is the slightest sign of infestation of fungi.

Oiling at this stage will worsen the problem.

We recommend oil suitable for outdoor bamboo furniture including fungicide.

Fungicide is an anti-fungal agent.

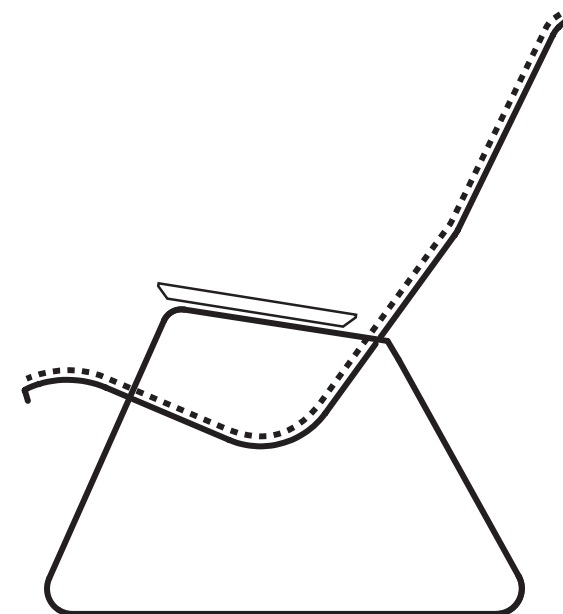
For daily cleaning it is recommended to use warm water, as soapy water dissolves the oil.

Outside the season, store in a dry and ventilated room. Do not cover the bamboo, as bamboo is a natural material that needs air to avoid that fungi and mold will spread into the material.

HOUE

CLICK LOUNGE CHAIR

DESIGN BY
HENRIK PEDERSEN



ASSEMBLY INSTRUCTIONS

97-1830 v2